



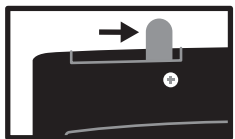
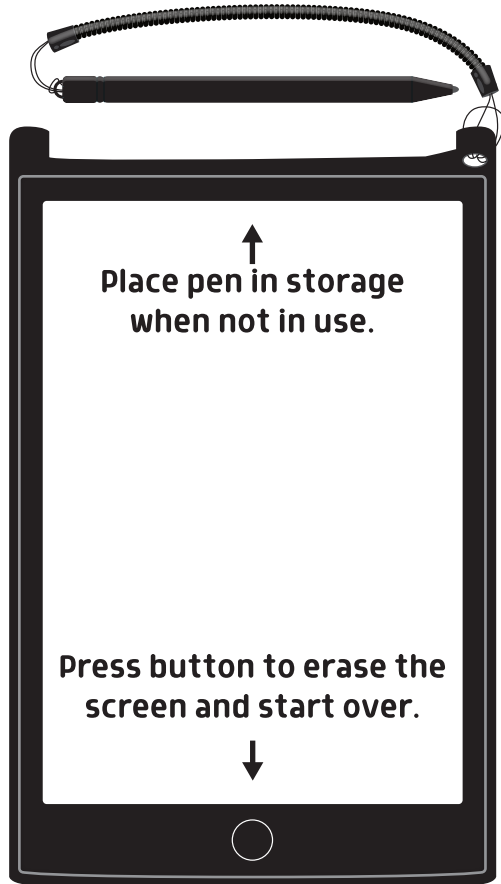
SCRIBBLE GLOW™

LCD Doodle Board

AGES
3+

Includes: 1 LCD Doodle Board, 1 Stylus Pen, 3 Stencils, and 1 3V CR2016 button cell battery

SKETCH ON THE BRIGHT SIDE!



Battery Compartment
(access from back)

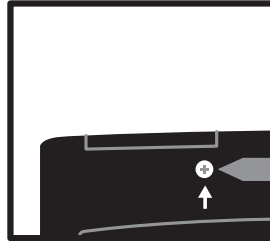
To get started, pull tab from button compartment.

- Keep Scribble Glow away from water.
- For use only with Scribble Glow stylus pen.
- Do not apply excessive force to tablet surface.
- Keep away from prolonged exposure to direct sunlight.
- If Scribble Glow needs to be cleaned, wipe down with a lightly dampened cloth.
- There is no on/off switch so just draw away and press the circle button to erase and start again!

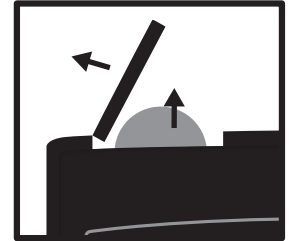
⚠ WARNING:
CHOKING HAZARD - Small parts.
Not for children under 3 yrs.

Retain this information for future reference.

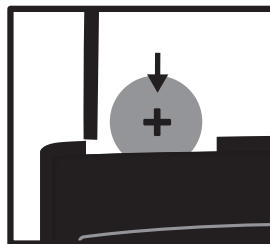
Requires 1 x 3V CR2016 button cell battery button cell batteries (INCLUDED). Adult required for replacement.



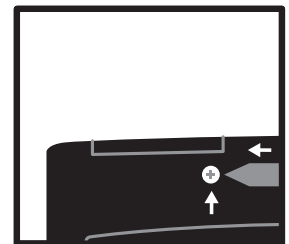
1. Remove screw to access battery compartment.



2. Open door and remove old battery.



3. Insert new battery with the positive (+) side facing the back of the board.



4. Close door and replace screw.

⚠ WARNING: This product contains a Button or Coin Cell Battery. A swallowed Button or Coin Cell Battery can cause internal chemical burns in as little as two hours and lead to death. Dispose of used batteries immediately. Keep new and used batteries away from children. If you think batteries might have been swallowed or placed inside any part of the body, seek immediate medical attention.

FCC STATEMENT: This device complies with part 15 of the FCC Rules. Operation is subject to the following two conditions: (1) This device may not cause harmful interference, and (2) this device must accept any interference received, including interference that may cause undesired operation.

CAUTION: Changes or modifications not expressly approved by the party responsible for compliance could void the user's authority to operate the equipment.

NOTE: This equipment has been tested and found to comply with the limits for a Class B digital device, pursuant to part 15 of the FCC Rules. These limits are designed to provide reasonable protection against harmful interference in a residential installation. This equipment generates, uses and can radiate radio frequency energy and, if not installed and used in accordance with the instructions, may cause harmful interference to radio communications. However, there is no guarantee that interference will not occur in a particular installation. If this equipment does cause harmful interference to radio or television reception, which can be determined by turning the equipment off and on, the user is encouraged to try to correct the interference by one or more of the following measures:

- Reorient or relocate the receiving antenna.
- Increase the separation between the equipment and receiver.
- Connect the equipment into an outlet on a circuit different from that to which the receiver is connected.
- Consult the dealer or an experienced radio/TV technician for help.