

POP-UP PLAY TUNNEL

6 FEET LONG

**Care & Safety Information +
Set-Up & Storage Instructions**

Includes 1 Pop-Up Play Tunnel



**IMPORTANT
FIRST-TIME USE
PRECAUTIONS.**

PLEASE READ BEFORE SETTING UP.

**KEEP THESE INSTRUCTIONS FOR
FUTURE REFERENCE.**

ADULT SET UP REQUIRED.

**CHUCKLE
& ROAR**

**AGES
3+**

SAFE PLAY: SAFETY INFORMATION

We care greatly about the safety of you and your children. We have put much care and effort into creating this product with quality materials to be safe, fun, and durable, and have also assembled this list of precautions to ensure your safety.



READ ALL INSTRUCTIONS PRIOR TO USING THIS PRODUCT.

- Adult assembly and storage required.
- Child(ren) should be supervised at all times.
- Keep product away from open flames.

SAFE PLAY: UNBOXING

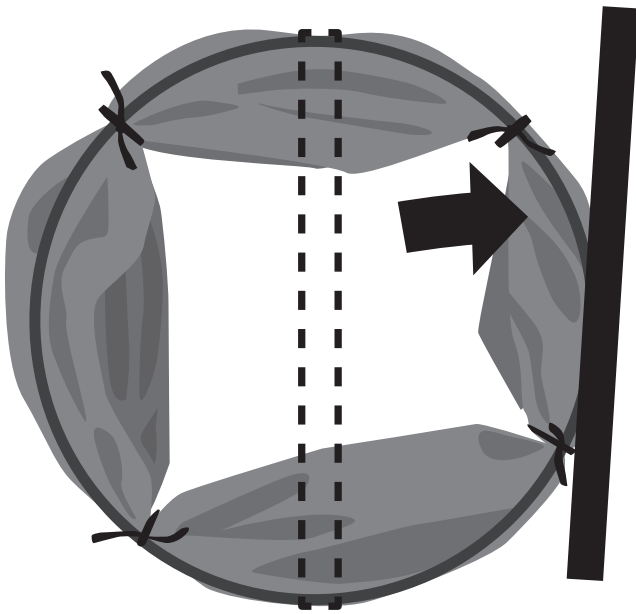
UNBOXING FOR THE FIRST TIME

This product comes compressed for packaging convenience. Be very careful when removing the band from the tunnel.

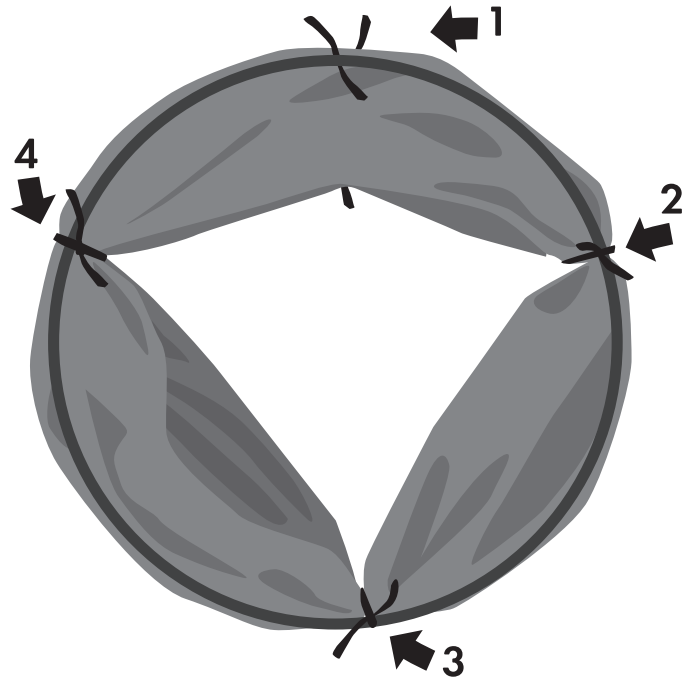
TUNNEL POPS OPEN

The tunnel maintains its shape via a spring steel loop which will spring open quickly when the ties are loosened. Please exercise caution when opening.

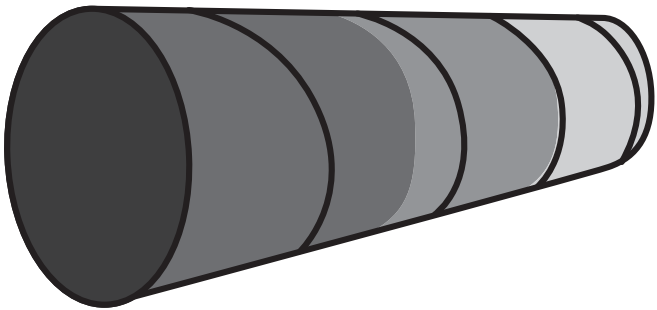
SAFE PLAY: TUNNEL SETUP



1. Carefully remove the band from the tunnel. Be careful as it may spring open as the band may have compressed the tunnel.



2. Next, untie each of the 4 straps. **NOTE:** Because of the compressed spring loop structure, the tunnel will start springing into shape as the straps loosen, so proceed cautiously.



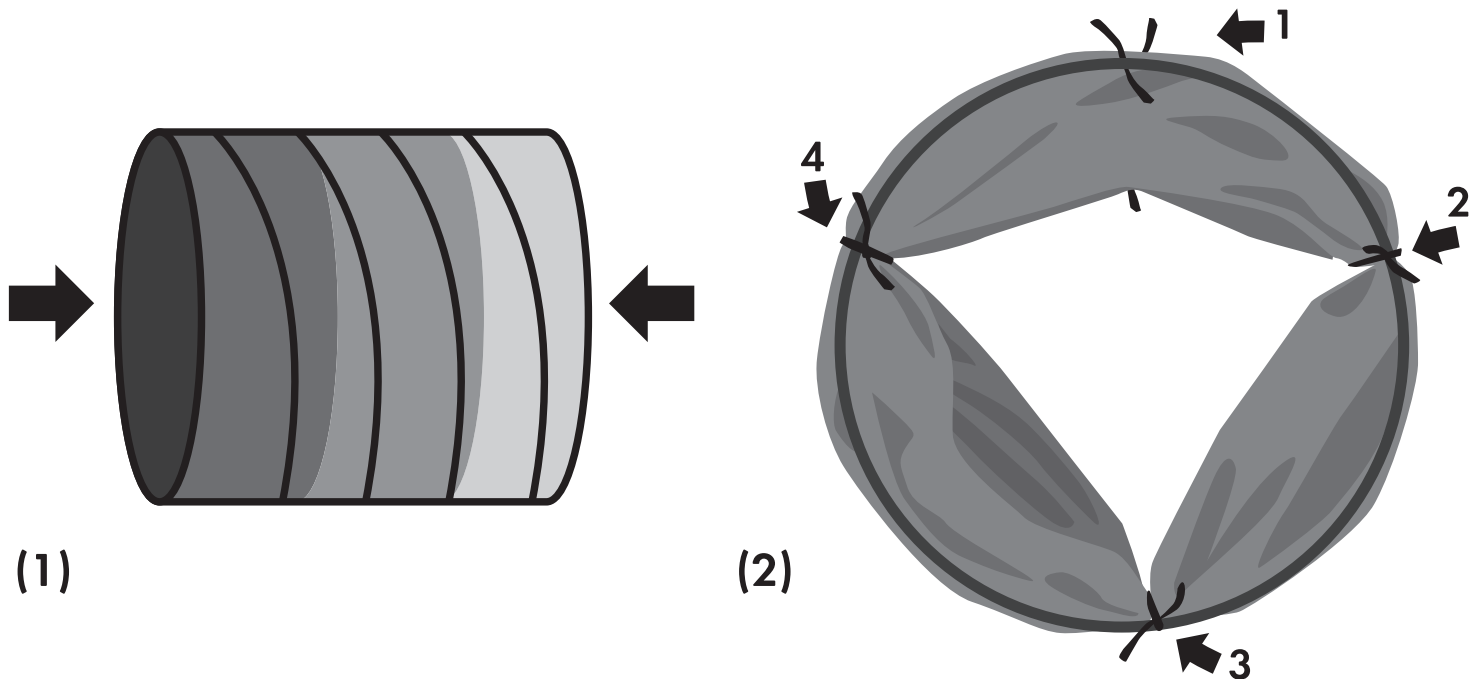
3. Place the tunnel on a ground level, free from sunken, bumpy, or raised areas, as well as hard or sharp objects or toys.

NOTE: Inspect product prior to each use to ensure it is free from defects. Please discard immediately if the internal steel wire breaks, becomes exposed or damaged, or if the material becomes worn or frayed.

SAFE PLAY: TUNNEL STORAGE

All set up? Perfect! Now let their imagination run wild...while being supervised of course. Once they're all done playing and exploring simply (1) compress the tunnel and (2) tie the 4 straps once again.

Remember to always store indoors and keep out of inclement weather conditions, including overexposure to the sunlight, as this may cause premature failure or material fatigue.



MAKE A MESS?

No problem! Simply wipe clean with a damp cloth.

Always ensure the tunnel is dry prior to storing.



Questions or Comments?

ChuckleAndRoar.com

855.895.4290

© BUFFALO GAMES, LLC
220 JAMES E CASEY DRIVE | BUFFALO, NY 14206
MADE IN CHINA/FABRIQUÉ EN CHINE