


# MIX & MATCH KIT RUBBING PLATES

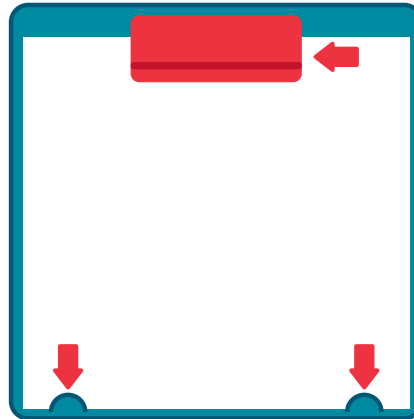
AGES  
**4+**

**INCLUDES:** 5 Rubbing Plate Sets, 1 Plate Holder, 1 Crayon Holder, 75 Page Pad, 5 Rubbing Crayons



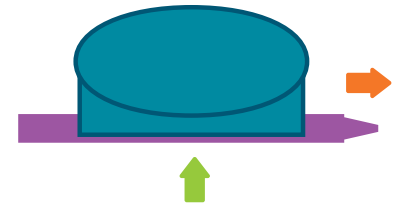
**STEP 1**

Insert two plates - a head and a tail. Mix or match however you like!



**STEP 2**


Slightly lift the red tab and slide in a sheet of paper. Fit the bottom of the sheet into the bottom tabs.



**STEP 3**


Now, **snap in** a crayon into the crayon holder. Most standard sized crayons fit into the crayon holder so you can likely use whatever colors you may already have at home.

To remove, carefully **pull** from the side and **slide out**.




**STEP 4**

Gently rub the crayon on the surface. If your paper is sliding around, use your free hand to keep it in place.



**HOORAY!**

You're done! Color & draw around your new image to give it a fun setting. Or you can try a new creation.



**MIX & MATCH**

Match any tail with any head and see what fun you can create. What do you get when you cross an elephant with a whale? A great swimmer that never forgets :).

Crayons are non-toxic, but should not be consumed. Play should be adult supervised.  
Retain this information for future reference.